



# Report for Fall 2018 for EXST 7005 (section 001): STATIS TECHNIQUES I (Athanasios Gentimis)

Project Title: **LSU Course Evaluation - Fall 2018**

Project Audience: **25**

Responses Received: **21**

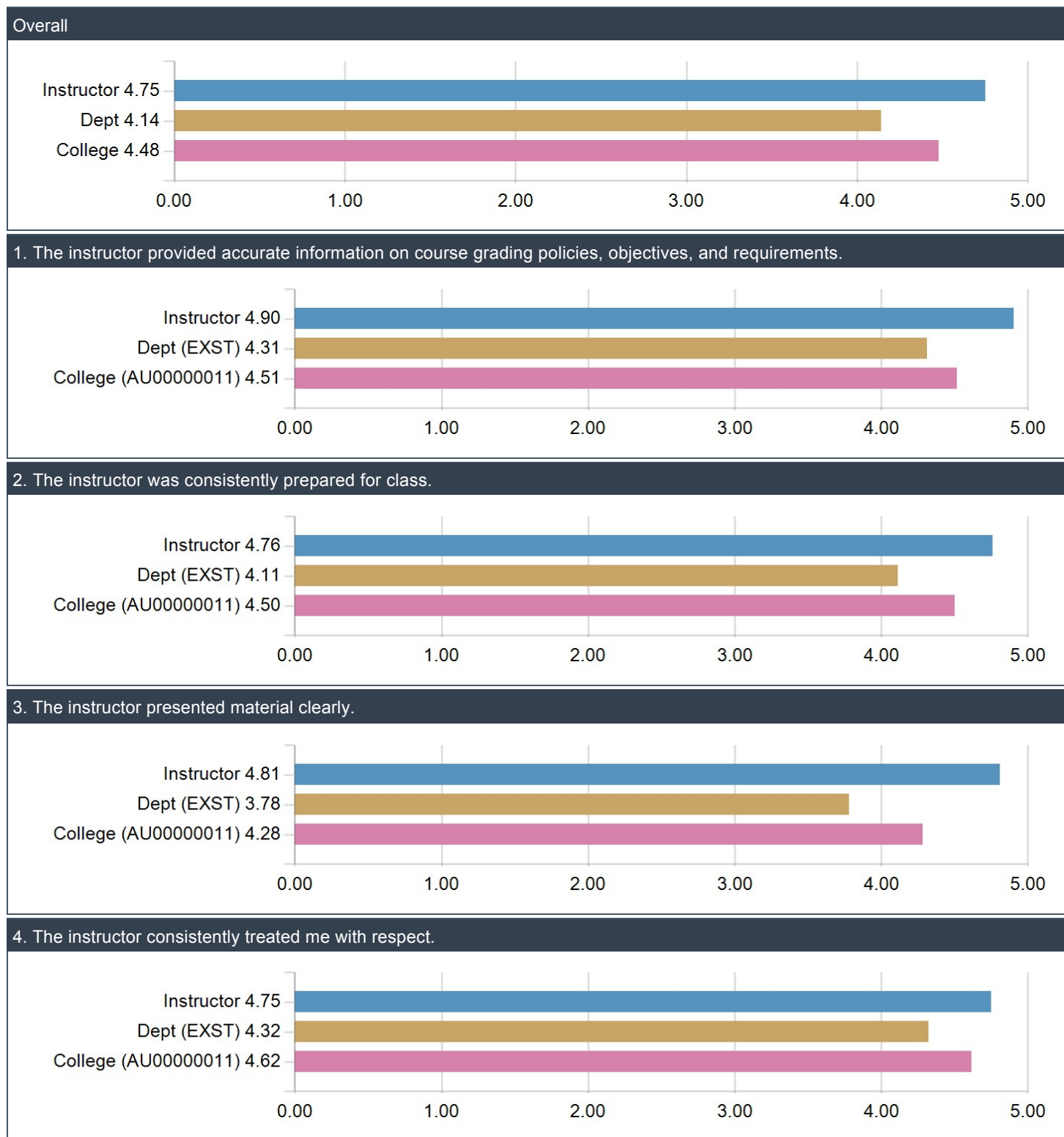
Response Ratio: **84%**

---

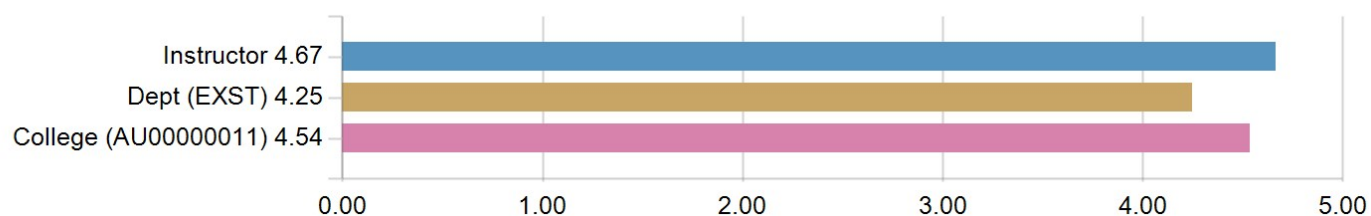
Creation Date: **Fri, Feb 08, 2019**



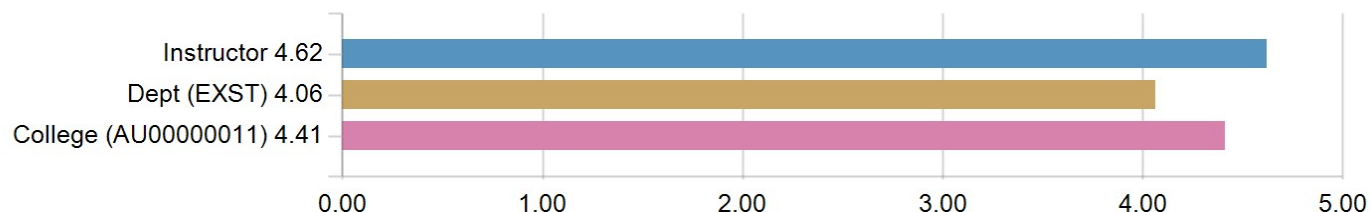
## (AG-01) Feedback for Instructor: Athanasios Gentimis



## 5. The instructor was receptive to me outside scheduled class meetings.



## 6. The instructor provided useful feedback on how to improve my performance when requested.



## (AG-01) Feedback for Instructor: Athanasios Gentimis

	N	% SA	% A	% N	% D	% SD	N/A	Mean	STD
The instructor provided accurate information on course grading policies, objectives, and requirements.	21	90 %	10 %	0 %	0 %	0 %	0	4.90	0.30
The instructor was consistently prepared for class.	21	76 %	24 %	0 %	0 %	0 %	0	4.76	0.44
The instructor presented material clearly.	21	81 %	19 %	0 %	0 %	0 %	0	4.81	0.40
The instructor consistently treated me with respect.	20	80 %	15 %	5 %	0 %	0 %	0	4.75	0.55
The instructor was receptive to me outside scheduled class meetings.	21	71 %	24 %	5 %	0 %	0 %	0	4.67	0.58
The instructor provided useful feedback on how to improve my performance when requested.	21	71 %	19 %	10 %	0 %	0 %	0	4.62	0.67

**(AG-01) Feedback for Instructor: Athanasios Gentimis**

Competency Statistics		Value
Mean		4.75
Standard Deviation		0.50

1. The instructor provided accurate information on course grading policies, objectives, and requirements.	
<p>Strongly Agree (19) 90%</p> <p>Agree (2) 10%</p> <p>Neither agree n... (0) 0%</p> <p>Disagree (0) 0%</p> <p>Strongly Disagr... (0) 0%</p> <p>[ Total (21) ]</p>	
Statistics	Value
Response Count	21
Mean	4.90
Standard Deviation	0.30

2. The instructor was consistently prepared for class.	
<p>Strongly Agree (16) 76%</p> <p>Agree (5) 24%</p> <p>Neither agree n... (0) 0%</p> <p>Disagree (0) 0%</p> <p>Strongly Disagr... (0) 0%</p> <p>[ Total (21) ]</p>	
Statistics	Value
Response Count	21
Mean	4.76
Standard Deviation	0.44

3. The instructor presented material clearly.	
<p>Strongly Agree (17) 81%</p> <p>Agree (4) 19%</p> <p>Neither agree n... (0) 0%</p> <p>Disagree (0) 0%</p> <p>Strongly Disagr... (0) 0%</p> <p>[ Total (21) ]</p>	
Statistics	Value
Response Count	21
Mean	4.81
Standard Deviation	0.40

4. The instructor consistently treated me with respect.	
<p>Strongly Agree (16) 80%</p> <p>Agree (3) 15%</p> <p>Neither agree n... (1) 5%</p> <p>Disagree (0) 0%</p> <p>Strongly Disagr... (0) 0%</p> <p>[ Total (20) ]</p>	
Statistics	Value
Response Count	20
Mean	4.75
Standard Deviation	0.55

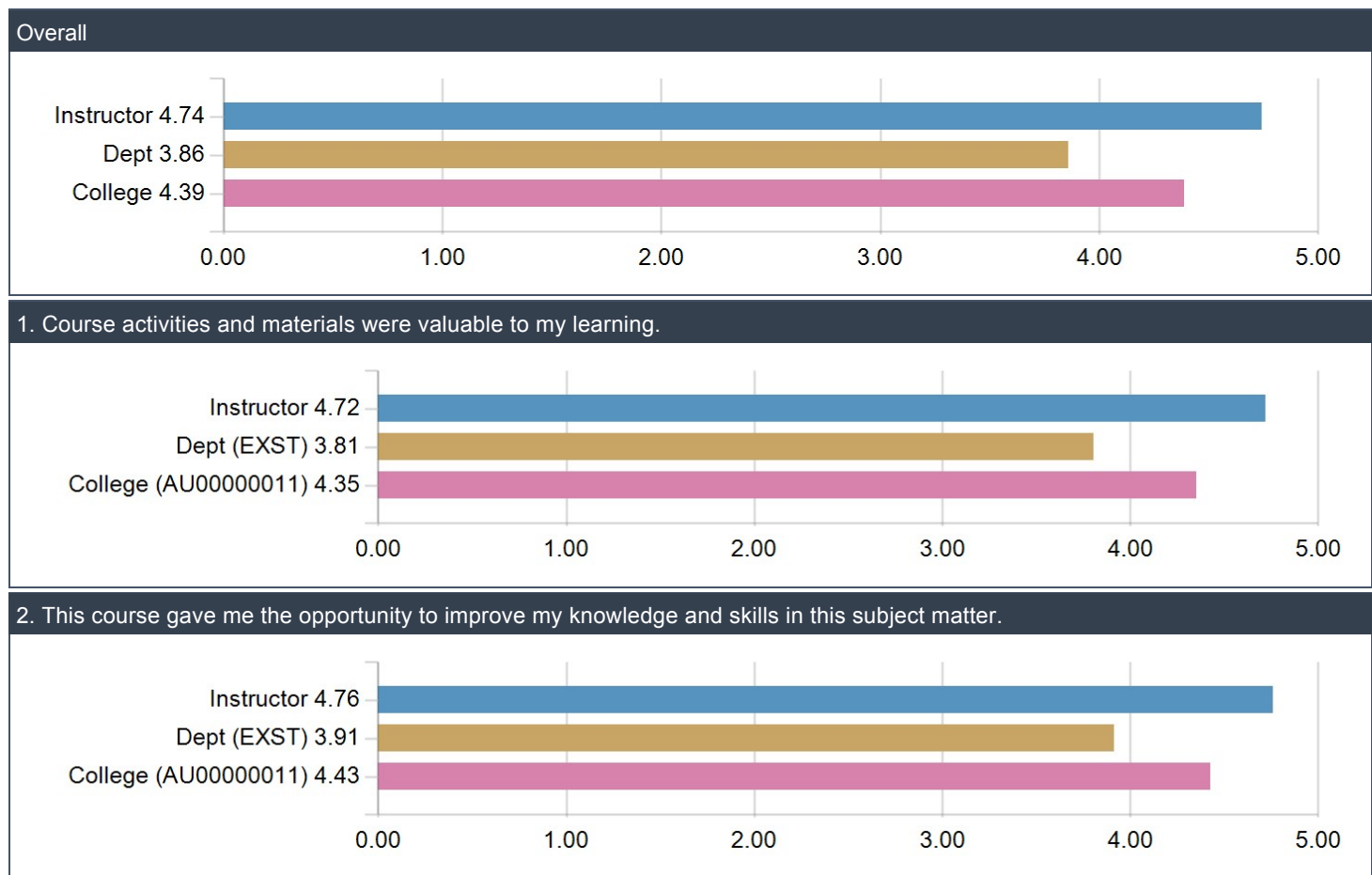
5. The instructor was receptive to me outside scheduled class meetings.	
<p>Strongly Agree (15) 71%</p> <p>Agree (5) 24%</p> <p>Neither agree n... (1) 5%</p> <p>Disagree (0) 0%</p> <p>Strongly Disagr... (0) 0%</p> <p>[ Total (21) ]</p>	
Statistics	Value
Response Count	21
Mean	4.67
Standard Deviation	0.58

6. The instructor provided useful feedback on how to improve my performance when requested.	
<p>Strongly Agree (15) 71%</p> <p>Agree (4) 19%</p> <p>Neither agree n... (2) 10%</p> <p>Disagree (0) 0%</p> <p>Strongly Disagr... (0) 0%</p> <p>[ Total (21) ]</p>	
Statistics	Value
Response Count	21
Mean	4.62
Standard Deviation	0.67

**(AG-02) Comments about Instructor Athanasios Gentimis**

Comments
Between my undergraduate and graduate career at LSU, Dr. Gentimis is one of the best teachers I've had. Passionate, clear, and intelligent.
Overall I thought he was great. The course material doesn't go as in-depth as I was expecting in a graduate-level course, but that is not a reflection on him at all. I LOVED that we were able to use R in this class for homework and tests. R is very applicable to me and most other students who are taking this course, and gaining skills that we need for our research is much better than having to learn SAS for use in just one course.
He did a great job! Awesome job helping to enjoy Statistics this year.
Fantastic instructor! Makes lectures fun and informative with examples and humor. Would definitely take a class taught by him again.
Helpful, cooperative, friendly person
Excellent Prof
Thanos is one of the best teachers I have had. He takes complicated information and presents it in a way that is clear and concise.
great job, very informative and engaging in lecture
Dr. Gentimis is a very good instructor. No real complaints for him.
Dr. Gentimis is an excellent teacher.
Dr. Gentimis knows his stuff and the art of mentorship. Basically, his approach in teaching this course is really effective like giving a lot of examples and computations. Like Math, Stat familiarity lies on doing/computing it repeatedly, and with that Dr. Gentimis got a perfect shot.
He is the expert in the subject. Instructs in a way that connects to practical problems which was extremely useful. Manages to instruct the course and lab materials in time. Very well organized.
Dr. Gentimis went above and beyond my expectation. Supporting to do the work in R, providing notes before the exam in R and also suggesting good points on how to interpret the results. He was also available practically anytime I wanted to discuss my doubts. He invested his own fund to create a better classroom to make course materials available online. I strongly suggest the STAT dean help him in his endeavor to get more funding for tech upliftment of the lab and classroom.

**(AG-03)Feedback about course EXST 7005 (section 001): STATIS TECHNIQUES I****(AG-03)Feedback about course EXST 7005 (section 001): STATIS TECHNIQUES I**

	N	% SA	% A	% N	% D	% SD	N/A	Mean	STD
Course activities and materials were valuable to my learning.	18	72 %	28 %	0 %	0 %	0 %	0	4.72	0.46
This course gave me the opportunity to improve my knowledge and skills in this subject matter.	21	76 %	24 %	0 %	0 %	0 %	0	4.76	0.44

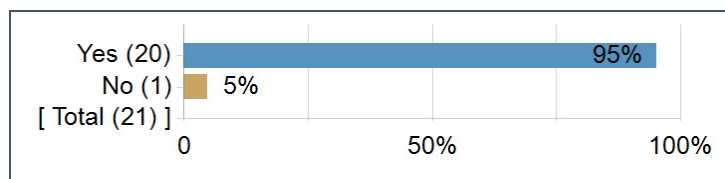
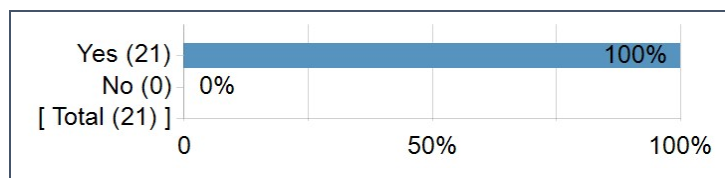
**(AG-03)Feedback about course EXST 7005 (section 001): STATIS TECHNIQUES I**

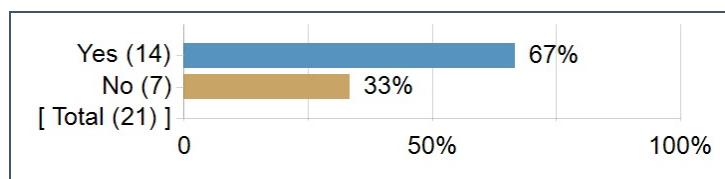
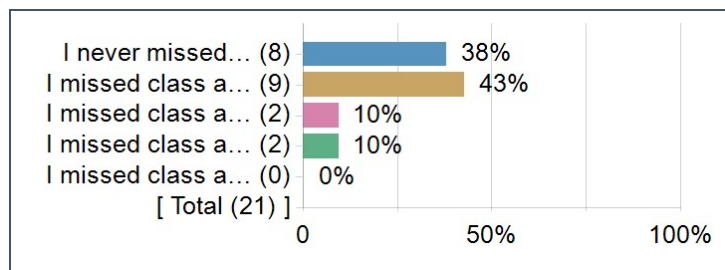
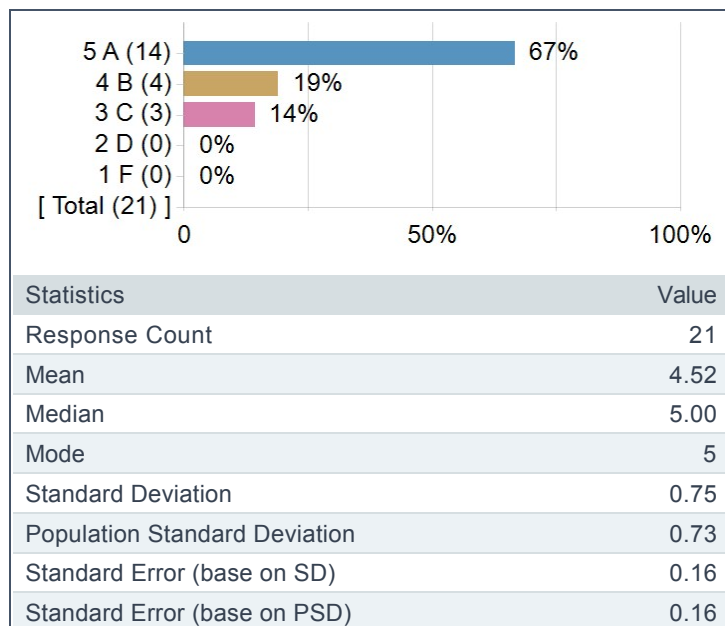
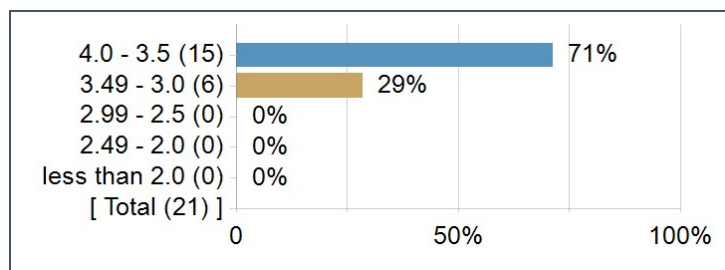
Competency Statistics	Value
Mean	4.74
Standard Deviation	0.44
Standard Error (base on SD)	0.07

1. Course activities and materials were valuable to my learning.	2. This course gave me the opportunity to improve my knowledge and skills in this subject matter.
<p>Strongly Agree (13) 72%</p> <p>Agree (5) 28%</p> <p>Neither agree n... (0) 0%</p> <p>Disagree (0) 0%</p> <p>Strongly Disagr... (0) 0%</p> <p>[ Total (18) ]</p>	<p>Strongly Agree (16) 76%</p> <p>Agree (5) 24%</p> <p>Neither agree n... (0) 0%</p> <p>Disagree (0) 0%</p> <p>Strongly Disagr... (0) 0%</p> <p>[ Total (21) ]</p>
Statistics	Value
Response Count	18
Mean	4.72
Standard Deviation	0.46
Statistics	Value
Response Count	21
Mean	4.76
Standard Deviation	0.44

**(AG-04) Comments about Course EXST 7005 (section 001): STATIS TECHNIQUES I**

Comments
Very glad I took this course. It will help me with future projects and research, plus it's good to know what's actually going on and how to properly represent findings.
Very useful course for basic statistics and their subsequent procedure for data analysis through software.
Definitely improved my knowledge of stats from LSU undergrad stats.
I agree, but don't feel necessarily strongly about it. I know more than I did when I started, but the content is easily forgotten if not continuously used.
The podcast system will need to be done a little better next year. I was difficult to watch or listen to the classes online due to mic issues or classes never being posted.
Very well organized course. Theory and labs exactly correspond each other. This course was extremely useful for me to understand well about the basics of statistical techniques that are useful for research data analysis. I would strongly suggest graduate students from any field that involves even a little bit of statistics to take this course.
The slides and videos were great.

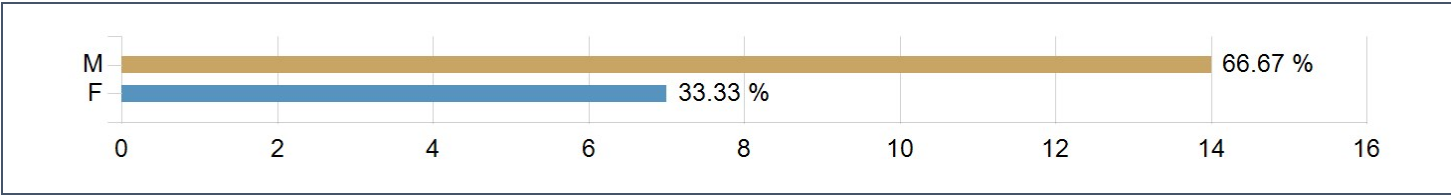
**(AG-05) Overall, I would evaluate this course as excellent.****(AG-06)Overall, I would evaluate this instructor Athanasios Gentimis as effective.**

**(AG-07)Is this course required for your degree?****(AG-08)How many class sessions during the semester did you miss?****(AG-09)What is your expected grade in this course?****(AG-10)What is your current LSU GPA?**

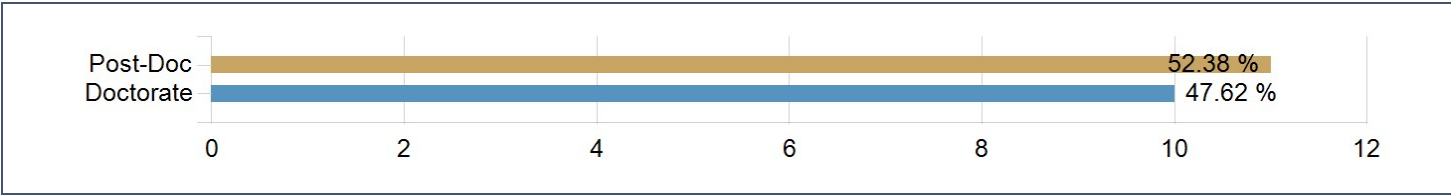


Demographic Information

Gender



Classification



Primary Major

